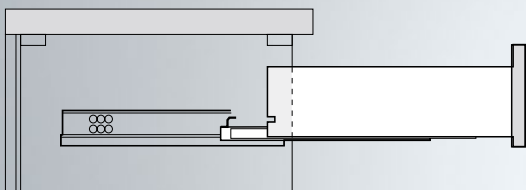


TANDEM

Single extension

TANDEM is a concealed runner system and the versatile solution to your wooden ideas.

Perfect for use in smaller or loose furniture such as drawers for bedside tables, wardrobes and vanity units.



Cabinet width
300 - 1200 mm



Nominal length
270 mm, 300 mm, 350 mm, 400 mm, 450 mm, 500 mm



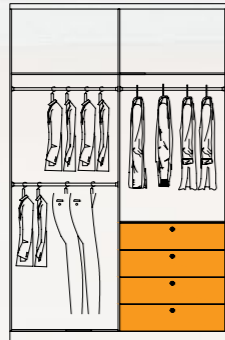
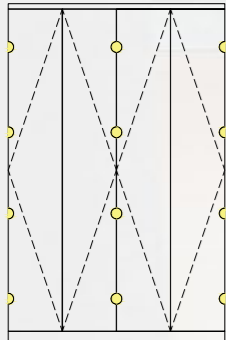
Load bearing
30 kg

Design your drawers to suit different needs with TANDEM runners.

There is a right model for every application.

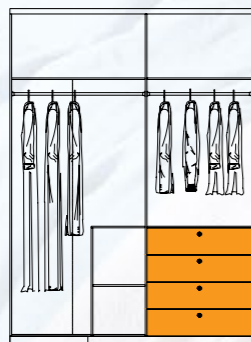
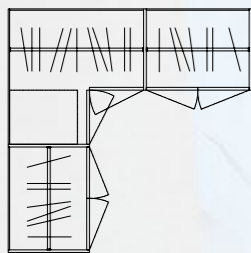
TANDEM cabinet profile with locking devices make drawer insertion and removal simple. An integrated lift-off stop prevents accidental detachment.

Recommended layouts for wardrobe



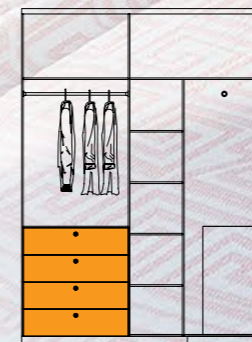
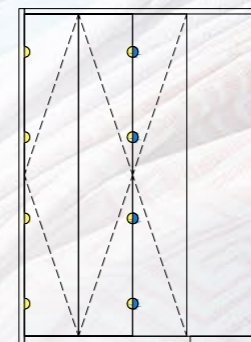
Wardrobe set (single row)

- 107° CLIP top BLUMOTION hinge 75B1550 16 pcs
- Mounting plate 173H7100 / 173L6100 16 pcs
- TANDEM single extension 30 kg 8 pcs



Wardrobe set (corner)

- 107° CLIP top BLUMOTION hinge 75B1550 16 pcs
- 170° CLIP top hinge 71T76550 8 pcs
- BLUMOTION clip-on 973A6000 NI 4 pcs
- Mounting plate 173H7100 / 173L6100 24 pcs
- TANDEM single extension 30 kg 8 pcs



TANDEM single extension 550H - 30 kg	
550H2700	270 mm
550H3000	300 mm
550H3500	350 mm
550H4000	400 mm
550H4500	450 mm
550H5000	500 mm



TANDEM for home

The wide range options of TANDEM runners offer great design flexibility, bringing a multitude of furniture ideas to life!

TANDEM single extension runners are suitable for console tables, vanity desks and lowboard drawers too.



- 1
- 2
- 3

1 Living room
2 Bathroom
3 Bedroom